

COINS & MEDALS: Top London auction houses in 2019

Source: Antiques Trade Gazette

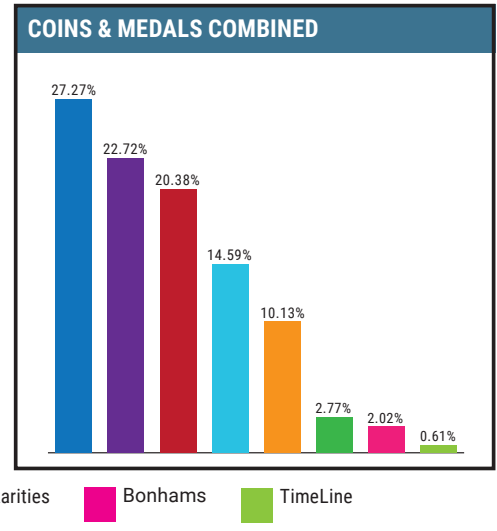
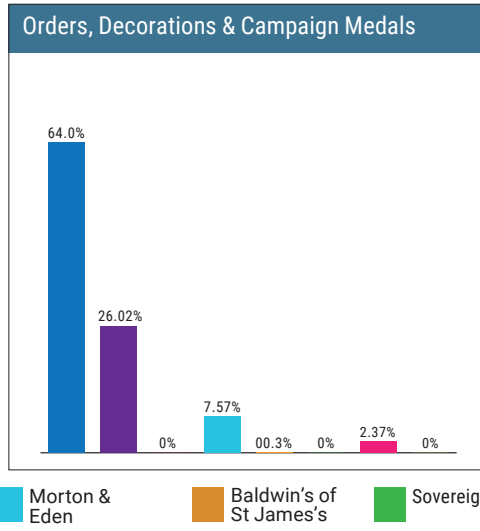
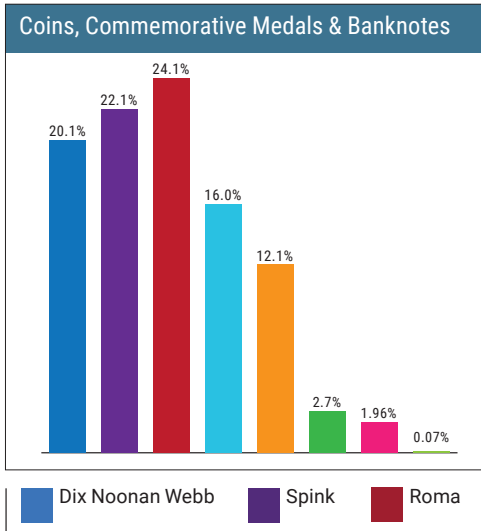
Coins, Commemorative Medals & Banknotes				
Auction House	Hammer £ Market Share	YoY(%) YoY(+/-)	Lots Market Share	YoY(%) YoY(+/-)
Dix Noonan Webb	£8,069,875 20.1%	(+19.50) (+0.33)	18,491 27.3%	(+30.03) (-2.04)
Spink	£8,866,654 22.1%	(+38.84) (+3.39)	11,593 17.1%	(+19.96) (-2.84)
Roma	£9,783,213 24.1%	(+40.27) (+3.67)	21,525 31.8%	(+68.88) (+4.8)
Morton & Eden	£6,408,900 16.0%	(+70.76) (+4.9)	2,933 4.33%	(+70.92) (+0.79)
Baldwin's of St James's	£4,860,043 12.1%	(-32.27) (-8.92)	6,246 9.22%	(+0.64) (-3.66)
Sovereign Rarities	£1,091,340 2.75%	(-45.33) (-3.15)	405 0.06%	(+18.35) (N/A)
Bonhams	£785,895 1.96%	(-3.85) (+1.57)	966 1.5%	(+3.10) (-0.49)
TimeLine	£291,499 0.7%	(+6.52) (+6.2)	3567 1.47%	(+47.82) (-3.51)
TOTALS	£40,157,419 +17.66%		67,765 +39.81%	

Orders, Decorations & Campaign Medals				
Auction House	Hammer £ Market Share	YoY(%) YoY(+/-)	Lots Market Share	YoY(%) YoY(+/-)
Dix Noonan Webb	£5,023,245 64.0%	(+7.21) (+8.5)	7700 63.83%	(+17.80) (-0.94)
Spink	£2,041,960 26.02%	(+8.44) (+3.7)	3114 25.81%	(+5.59) (-3.41)
Roma	NIL Zero	N/A (N/A)	NIL Zero	N/A (N/A)
Morton & Eden	£593,810 7.57%	(-64.87) (-12.29)	825 6.84%	(+72.23) (+2.09)
Baldwin's of St James's	£2684 0.03%	- (+0.03)	19 0.16%	(+19) (+0.16)
Sovereign Rarities	NIL Zero	N/A N/A	NIL Zero	N/A N/A
Bonhams	£186,212 2.37%	(-2.86) (+0.1)	406 3.40%	(+3.20) (+1.88)
TimeLine	NIL Zero	N/A N/A	NIL Zero	N/A N/A
TOTALS	£7,847,911 -6.96%		12,064 +19.55%	

OVERALL TOTAL PER AUCTION HOUSE				
Auction House	HAMMER £ Market Share	YoY(%) YoY(+/-)	LOTS Market Share	YoY(%) YoY(+/-)
Dix Noonan Webb	£13,093,120 27.27%	(+14.47) (-1.6)	26,191 33.65%	(+26.18) (-1.8)
Spink	£10,908,614 22.72%	(+31.92) (+3.29)	14,707 18.90%	(+16.60) (-2.64)
Roma	£9,783,213 20.38%	(+40.27) (+3.99)	21,525 27.66%	(+68.88) (+5.89)
Morton & Eden	£7,002,710 14.59%	(+29.01) (+1.84)	3758 4.83%	(+71.21) (+1.08)
Baldwin's of St James's	£4,862,727 10.13%	(-32.23) (-6.73)	6265 8.18%	(+0.37) (-2.48)
Sovereign Rarities	£1,091,340 2.77%	(-45.33) (-1.92)	405 0.05%	(-18.35) (-0.8)
Bonhams	£972,107 2.02%	(-3.61) (-0.35)	1402 1.80%	(+28.27) (-0.07)
TimeLine	£291,499 0.61%	(+6.52) (+0.55)	3567 4.62%	(+47.82) (+0.50)
TOTALS	£48,005,330 +12.78%		72,820 +32.90%	

Numbers based on totals reported by auction houses. Figures in brackets show changes for equivalent figures for 2018. Those for cash and lot totals are measured against the previous total. Those for market change show the change against the entire market. Note: TimeLine now holds most of its auctions in Harwich, Essex, but maintains premises in Berkeley Square, London.

MARKET SHARE: Across London's numismatic auctions



LONDON: Coins & Medals Auction Market (banknotes added in 2014)

