

## COINS & MEDALS: Top London auctioneers in 2018

Source: Antiques Trade Gazette

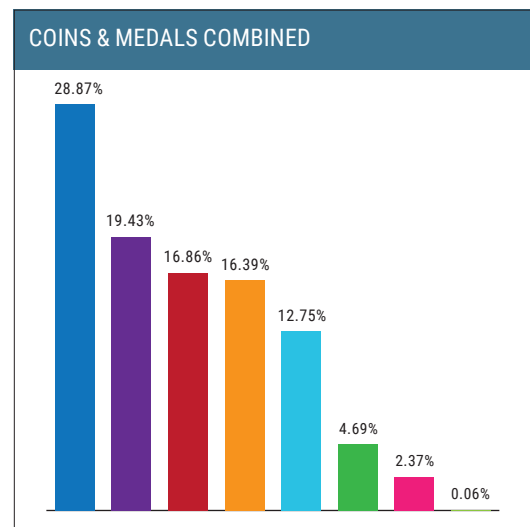
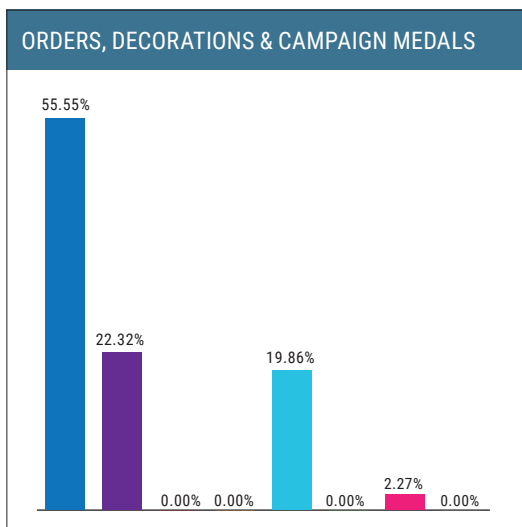
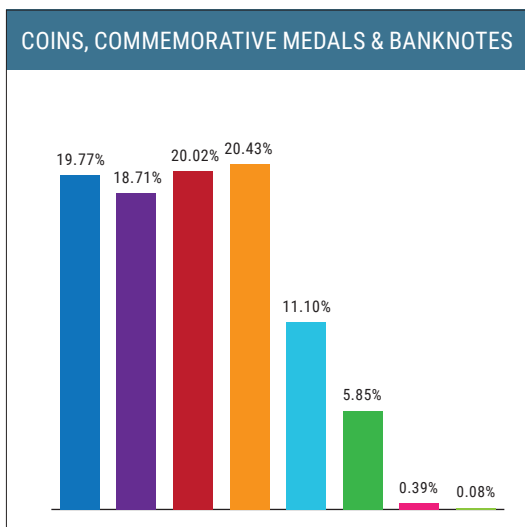
COINS, COMMEMORATIVE MEDALS & BANKNOTES				
Auctioneer	TOTAL £ Market Share	YoY (%)	TOTAL LOTS Market Share	(%)
<b>Dix Noonan Webb</b>	£6,752,735 19.77%	(+1.75) (-1.03)	14,220 29.34%	(+29.51) (+6.13)
<b>Spink</b>	£6,386,225 18.71%	(-22.41) (-7.00)	9,664 19.94%	(-12.76) (-3.48)
<b>Baldwin's of St James's</b>	£7,175,575 21.02%	(+58.01) (+6.53)	6242 12.88%	(-13.33) (-2.71)
<b>Roma</b>	£6,974,563 20.43%	(-12.51) (-4.56)	12,746 26.30%	(+0.52) (-0.79)
<b>Morton &amp; Eden</b>	£3,753,110 11.10%	(+15.99) (+0.95)	1716 3.54%	(-27.14) (+1.44)
<b>Sovereign Rarities</b>	£1,996,125 5.85%	(-) (-)	496 1.02%	(-) (-)
<b>Bonhams</b>	£817,360 0.39%	(+2.97) (+0.04)	966 1.99%	(+0.07) (+0.03)
<b>TimeLine</b>	£273,663 0.08%	(-42.87) (-1.34)	2413 4.98%	(+13.55) (-2.85)
<b>TOTALS</b>	<b>£34,129,356</b> +7.01%		<b>48,463</b> +2.47%	

ORDERS, DECORATIONS & CAMPAIGN MEDALS				
Auctioneer	TOTAL £ Market Share	YoY (%)	TOTAL LOTS Market Share	(%)
<b>Dix Noonan Webb</b>	£4,685,560 55.55%	(-19.20) (-11.1)	6536 64.77%	(+0.71) (-7.44)
<b>Spink</b>	£1,883,010 22.32%	(+18.29) (+4.03)	2949 29.22%	(+64.47) (+9.28)
<b>Baldwin's of St James's</b>	unstated, but negligible, included under coins and medals in column on the left			
<b>Roma</b>	NIL N/A	N/A (Unc.)	NIL N/A	N/A (Unc.)
<b>Morton &amp; Eden</b>	£1,675,012 19.86%	(+36.52) (+5.76)	479 4.75%	(SAME) (-0.69)
<b>Sovereign Rarities</b>	NIL N/A	N/A (Unc.)	NIL N/A	N/A (Unc.)
<b>Bonhams</b>	£191,695 2.27%	(+232.6) (-6.82)	127 1.26%	(-41.2) (-1.14)
<b>TimeLine</b>	NIL N/A	N/A (Unc.)	NIL N/A	N/A (Unc.)
<b>TOTALS</b>	<b>£8,435,277</b> +9.70%		<b>10,091</b> +12.27%	

TOTAL PER AUCTIONEER				
Auctioneer	TOTAL £ Market Share	YoY (%)	TOTAL LOTS Market Share	(%)
<b>Dix Noonan Webb</b>	£11,438,295 28.87%	(-8.02) (-1.8)	20,756 35.45%	(+18.81) (+4.95)
<b>Spink</b>	£8,269,235 19.43%	(-15.84) (-4.77)	12,613 21.54%	(+2.00) (-0.93)
<b>Baldwin's of St James's</b>	£7,175,575 16.86%	(+50.01) (+5.67)	6242 10.66%	(-13.33) (-2.21)
<b>Roma</b>	£6,974,563 16.39%	(-12.51) (-3.24)	12,746 21.77%	(-0.52) (-0.6)
<b>Morton &amp; Eden</b>	£5,428,122 12.75%	(+21.63) (+1.76)	2195 3.75%	(-13.72) (-1.21)
<b>Sovereign Rarities</b>	£1,996,125 4.69%	N/A (Unc.)	496 0.85%	N/A (Unc.)
<b>Bonhams</b>	£1,009,055 2.37%	(+15.16) (+0.21)	1093 1.87%	(-6.98) (-0.18)
<b>TimeLine</b>	£273,663 0.06%	(-42.87) (-1.12)	2413 4.12%	(-18.79) (-0.66)
<b>TOTALS</b>	<b>£42,564,633</b> +4.86%		<b>58,554</b> +2.22%	

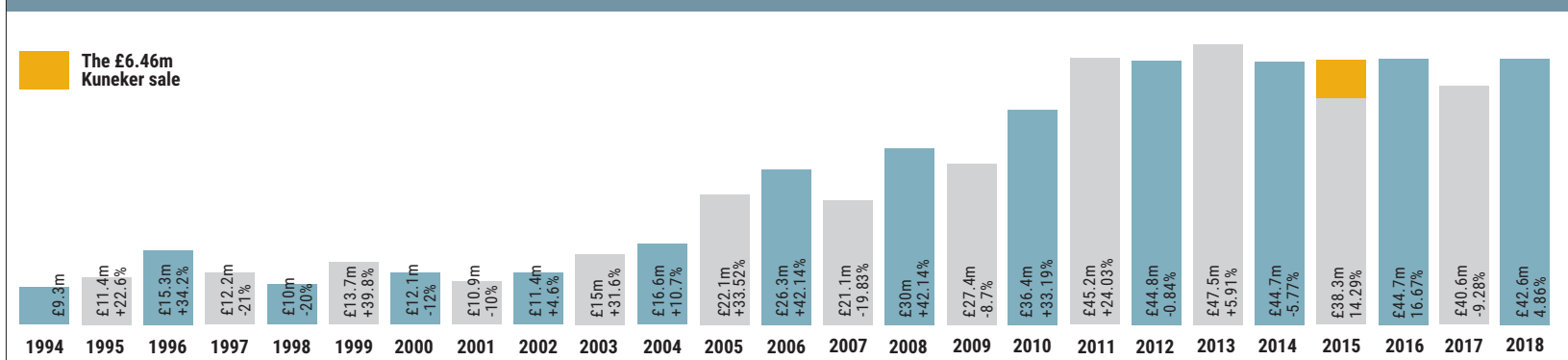
\* Figures in brackets show changes for equivalent figures for 2017. Those for cash and lot totals are measured against the previous total. Those for market change show the change against the entire market.  
Note: TimeLine now holds its auctions in Harwich, Essex, but maintains premises in Berkeley Square, London.

## Market share across London's numismatic auctions



Dix Noonan Webb Spink Roma Baldwin's of St James's Morton & Eden Sovereign Rarities Bonhams TimeLine

## LONDON: Coins & Medals Auction Market (banknotes added in 2014)



\* This table is derived from the statistics supplied by the auction houses themselves.